

SOVEREIGN TRUST INSURANCE PLC AND ITS SUBSIDIARY COMPANY

UNAUDITED FINANCIAL STATEMENTS

31 DECEMBER 2024

SOVEREIGN TRUST INSURANCE PLC

FINANCIAL STATEMENTS FOR THE YEAR ENDED 30 DECEMBER 2024

CONTENTS	PAGE
Corporate Information	1
Financial Highlights	3
Certification Pursuant to Section 60 (2) of Investment and Securities Act No. 29 of 2007	4
Summary of Significant of Accounting Policies	5
Statement of Profit or Loss and Other Comprehensive Income	20
Statement of Financial Position	21
Statement of Changes in Equity	22
Statement of Cashflows	23
Notes to the Financial Statements	24

SOVEREIGN TRUST INSURANCE PLC

FINANCIAL HIGHLIGHTS FOR THE YEAR ENDED 30 DECEMBER 2024

	DEC.2024	DEC.2023	% Change
	₦'000	₦'000	
Statement of Profit or Loss and Other Comprehensive Income			
Insurance Revenue	38,372,159	19,322,892	99%
Insurance Service Expenses	21,375,494	7,355,237	-191%
Net Expenses From Reinsurance Contract Held	12,154,523	8,636,322	-41%
Insurance Service Result	4,842,142	3,331,333	45%
Investments Return	1,326,493	972,520	36%
Profit Before Income Tax	3,464,983	1,415,761	145%
Profit After Income Tax	3,087,387	1,273,973	142%
Statement of Financial Position			
Cash And Cash Equivalent	15,144,284	10,989,023	38%
Total Assets	34,380,889	22,760,888	51%
Total Liabilities	17,966,110	9,186,343	96%
Total Equity	16,414,779	13,574,544	21%
Insurance Contract Liabilities	9,771,842	4,679,814	109%
Per Share Data:			
Basic Earnings Per Share (Kobo)	22	18	21%

SOVEREIGN TRUST INSURANCE PLC

FINANCIAL STATEMENTS FOR THE YEAR ENDED 31 DECEMBER 2024

CERTIFICATION PURSUANT TO SECTION 6 0(2) OF INVESTMENT AND SECURITIES ACT NO. 29 of 2007

We the undersigned hereby certify the following with regards to our financial statements for the year ended 31 December 2024 that:

- a) We have reviewed the report;
- b) To the best of our knowledge, the report does not contain:
 - i) Any untrue statement of a material fact, or
 - ii) Omit to state a material fact, which would make the financial statements misleading in the light of circumstances under which such statements were made;
- c) To the best of our knowledge, the financial statements and other financial information included in the report fairly present in all material respects the financial condition and results of operation of the Company as of, and for the years presented in the report.
- d) We:
 - (i) Are responsible for establishing and maintaining internal controls.
 - (ii) Have designed such internal controls to ensure that material information relating to the Company is made known to such officers by others within those entries particularly during the period in which the periodic reports are being prepared;

 - (iii) Have evaluated the effectiveness of the company's internal controls as of date within 90 days prior to the report;

 - (iv) Have presented in the report our conclusions about the effectiveness of our internal controls based on our evaluation as of that date;
- e) We have disclosed to the auditors of the Company and Finance, Investment and General-Purpose Committee:
 - (i) All significant deficiencies in the design or operation of internal controls which would adversely affect the Company's ability to record, process, summarize and report financial data and have identified for the company's auditors any material weakness in internal controls, and
 - (ii) Any fraud, whether or not material, that involves management or other employees who have significant role in the Company's internal controls;
- f) We have identified in the report whether or not there were significant changes in internal controls or other factors that could significantly affect internal controls subsequent to the date of our evaluation, including any corrective actions with regard to significant deficiencies and material weaknesses.



Mr. Kayode Adigun
Chief Financial Officer
FRC/2013/ICAN/00000002652



Mr. Olaotan Soyinka
Managing Director/CEO
FRC/2013/CIIN/00000002671

Dated: 30 January,2025

Dated: 30 January,2025

SOVEREIGN TRUST INSURANCE PLC

SUMMARY OF SIGNIFICANT ACCOUNTING POLICIES FOR THE YEAR ENDED 31 DECEMBER 2024

1. Corporate information

Sovereign Trust Insurance Plc ("The Company") was incorporated as a limited liability company on 26 February 1980, but was reorganized and commenced business as a reorganized non-life insurance company on 2 January 1995 with an authorized share capital of ₦30 million and a fully paid up capital of the ₦20 million following the acquisition and recapitalization of the then Grand Union Assurance Limited. The Company was listed on the Nigerian Stock Exchange on 29 November 2006.

Sovereign Trust Insurance Plc is regulated by the National Insurance Commission of Nigeri

The principal activity of the Company continues to be the provision of all classes of non-life insurance and special risk insurance, settlement of claims and Insurance of Policyholders' Fund. The Company's head office is at 17, Ademola Adetokunbo Street, Victoria Island, Lagos with 17 other branches spread across major cities.

2. Summary of significant accounting policies

2.1 Introduction to summary of significant accounting policies

The principal accounting policies applied in the preparation of these financial statements are set out below. These policies have been consistently applied to all the periods presented, unless otherwise stated.

2.2 Basis of preparation

2.2.1 Basis for measurement

The preparation of these financial statements have been based on historical cost basis except for the undermentioned areas which are measured on an alternative basis on each reporting date:

- Equity instruments at fair value through profit or loss measured at fair value
- Debt securities at amortised cost
- Equity instrument at fair value through other comprehensive income
- Investment properties measured at fair value
- Land and buildings are carried at revalued amount.
- Insurance contract liabilities measured at present value of projected cash flows

The financial statements were approved by the board of Directors and authorised for issue on 29th January 2025.

SOVEREIGN TRUST INSURANCE PLC

SUMMARY OF SIGNIFICANT ACCOUNTING POLICIES FOR THE YEAR ENDED 31 DECEMBER 2024

2.2.2 Statement of compliance with IFRS

These financial statements have been prepared in accordance with the International Financial Reporting Standards (IFRSs) issued by the International Accounting Standards Board and IFRS Interpretations Committee (IFRIC) for Interpretations applicable to companies reporting under IFRS and in the manner required by the Companies and Allied Matters Act, 2020, the Financial Reporting Act, 2011, the Insurance Act 2003 and relevant National Insurance Commission (NAICOM) Circulars and Guidelines.

In accordance with IFRS 4 Insurance Contracts, the Company has applied existing accounting policies for Non-life insurance contracts, modified as appropriate to comply with the IFRS framework.

The preparation of financial statements in conformity with IFRS requires the Company's Board of Directors to exercise its judgment in applying the Company's accounting policies. The areas involving a higher degree of judgments or complexity, or areas where assumptions or estimates are significant to the financial statements are as disclosed in Note 3.

The financial statements of Sovereign Trust Insurance Plc have been prepared on a going concern basis. The Directors of the Company have a reasonable expectation that the Company has adequate resources to continue in operational existence for the foreseeable future.

2.3 Presentation currency

The financial statements are presented in Nigerian Naira (₦) and are rounded to the nearest thousand unless otherwise stated.

2.4 Foreign currencies

Transactions and balances

Transactions in currencies other than the entity's functional currency (foreign currencies) are recognized at the rates of exchange prevailing at the dates of the transactions. At the end of each reporting period, monetary items denominated in foreign currencies are translated at the rates prevailing at that date.

SOVEREIGN TRUST INSURANCE PLC

SUMMARY OF SIGNIFICANT ACCOUNTING POLICIES FOR THE YEAR ENDED 31 DECEMBER 2024

Non-monetary items that are measured in terms of historical cost in a foreign currency are translated using the exchange rate as at the date of the initial transaction and are not subsequently restated. Non-monetary items measured at fair value in a foreign currency are translated using the exchange rates at the date when the fair value is determined. The gain or loss arising on translation of non-monetary items measured at fair value is treated in line with the recognition of a gain or loss on change in fair value of the item (i.e., translation differences on items whose fair value gain or loss is recognised in other comprehensive income (OCI) or profit or loss are also recognised in OCI or profit or loss, respectively).

Functional currency

Items included in the financial statements of the Company are measured using the currency of the primary economic environment in which the Company operates (the “functional currency”). The Company is incorporated in Nigeria and has adopted the Naira as its functional currency.

2.5.1 Summary of Standards and Interpretations effective for the first time

2.5.1.1. Amendments to IAS 16 - Proceeds before intended use

The amendments are effective for annual reporting periods beginning on or after 1 January 2022. Early application is permitted. It amends the standard to prohibit deducting from the cost of an item of property, plant and equipment any proceeds from selling items produced while bringing that asset to the location and condition necessary for it to be capable of operating in the manner intended by management. Instead, an entity recognises the proceeds from selling such items, and the cost of producing those items, in profit or loss.

The Company does not expect these amendments to have impact on its financial statements when it becomes effective.

2.5.1.2. Amendments to IAS 37 - Onerous contracts - Cost of fulfilling a contract

The amendments are effective for annual reporting periods beginning on or after 1 January 2022. Early application is permitted.

SOVEREIGN TRUST INSURANCE PLC

SUMMARY OF SIGNIFICANT ACCOUNTING POLICIES FOR THE YEAR ENDED 31 DECEMBER 2024

The changes in Onerous Contracts - Cost of Fulfilling a Contract specify that the 'cost of fulfilling' a contract comprises the 'costs that relate directly to the contract'. Costs that relate directly to a contract can either be incremental costs of fulfilling that contract (examples would be direct labour, materials) or an allocation of other costs that relate directly to fulfilling contracts (an example would be the allocation of the depreciation charge for an item of property, plant and equipment used in fulfilling the contract).

The Company will not be affected by these amendments on the date of transition.

2.5.1.3. Amendments to IFRS 16 - COVID-19-related rent concessions

The amendment is effective for annual reporting periods beginning on or after 1 June 2021. Earlier application is permitted, including in financial statements not yet authorised for issue at 28 May 2021. The amendment is also available for interim reports. The changes in Covid-19-Related Rent Concessions (Amendment to IFRS 16) amend IFRS 16 to:

- provide lessees with an exemption from assessing whether a COVID-19-related rent concession is a lease modification;
- require lessees that apply the exemption to account for COVID-19-related rent concessions as if they were not lease modifications;
- require lessees that apply the exemption to disclose that fact; and require lessees to apply the exemption retrospectively in accordance with IAS 8, but not require them to restate prior period figures.

The main change from the proposal in the exposure draft is that the IASB had proposed that the practical expedient should only be available for lease payments originally due in 2021. However, after having considered the feedback to the exposure draft, the IASB decided to extend this period to June 2021 to also capture rent concessions granted now and lasting for 12 months.

The Company does not expect these amendments to have impact on its financial statements when they becomes effective.

SOVEREIGN TRUST INSURANCE PLC

SUMMARY OF SIGNIFICANT ACCOUNTING POLICIES FOR THE YEAR ENDED 31 DECEMBER 2024

2.5.1.4. Amendments to IFRS 3 - Reference to the conceptual framework

Minor amendments were made to IFRS 3 Business Combinations to update the reference to the Conceptual Framework for Financial Reporting and add an exception for the recognition of liabilities and contingent liabilities within the scope of IAS 37 Provision, Contingent Liabilities and Contingent Assets and Interpretation 21 Levies. The amendments also confirm that contingent assets should not be recognised at the acquisition date.

The effective date is 1 January 2022.

The amendment will have no material effect on the Company's financial statements.

2.5.1.5. Amendments to IFRS 10 and IAS 28: Sale or Contribution of Assets between an Investor and its Associate or Joint Venture

The amendments address the conflict between IFRS 10 and IAS 28 in dealing with the loss of control of a subsidiary that is sold or contributed to an associate or joint venture. The amendments clarify that the gain or loss resulting from the sale or contribution of assets that constitute a business, as defined in IFRS 3, between an investor and its associate or joint venture, is recognised in full. Any gain or loss resulting from the sale or contribution of assets that do not constitute a business, however, is recognised only to the extent of unrelated investors' interests in the associate or joint venture. The IASB has deferred the effective date of these amendments indefinitely, but an entity that early adopts the amendments must apply them prospectively.

The Company will apply these amendments when they become effective.

2.5.1.6. Annual Improvements to IFRS Standards 2018 - 2020

The following Improvements were finalised in May 2020:

- IFRS 9 Financial Instruments - clarifies which fees should be included in the 10% test for derecognition of financial liabilities.
- IFRS 16 Leases - To remove the illustration of payments from the lessor relating to leasehold improvements, to remove any confusion about the treatment of lease incentives.

The effective date is 1 January 2022.

SOVEREIGN TRUST INSURANCE PLC

SUMMARY OF SIGNIFICANT ACCOUNTING POLICIES FOR THE YEAR ENDED 31 DECEMBER 2024

2.5.2 Standards Issued and Effective on or after 1 January 2023

a) IFRS 17 Insurance Contracts

IFRS 17 creates one accounting model for all insurance contracts in all jurisdictions that apply. This standard replaces IFRS 4 – Insurance contracts.

The key principles in IFRS 17 are that an entity:

- a). identifies as insurance contracts those contracts under which the entity accepts significant insurance risk from another party (the policyholder) by agreeing to compensate the policyholder if a specified uncertain, future event (the insured event) adversely affects the policyholder;
- b). separates specified embedded derivatives, distinct investment components and distinct performance obligations from the insurance contracts;
- c). divides the contracts into groups it will recognise and measure;
- d). recognises and measures groups of insurance contracts at a risk-adjusted present value of the future cash flows (the fulfilment cash flows) that incorporates all the available information about the fulfilment cash flows in a way that is consistent with observable market information plus (if this value is a liability) or minus (if this value is an asset) an amount representing the unearned profit in the group of contracts (the contractual service margin);
- e). recognises the profit from a group of insurance contracts over the period the entity provides insurance coverage, and as the entity is released from risk, if a group of contracts is or becomes loss-making, an entity recognises the loss immediately;
- f). presents separately insurance revenue, insurance service expenses and insurance finance income or expenses;
- g) discloses information to enable users of financial statements to assess the effect that contracts within the scope of IFRS 17 have on the financial position, financial performance and cash flows of the entity. To do this, an entity discloses qualitative and quantitative information about:
 - the amounts recognised in its financial statements from insurance contracts;
 - the significant judgements, and changes in those judgements, made when applying the Standard; and
 - the nature and extent of the risks from contracts within the scope of this Standard.

SOVEREIGN TRUST INSURANCE PLC

SUMMARY OF SIGNIFICANT ACCOUNTING POLICIES FOR THE YEAR ENDED 31 DECEMBER 2024

2.5.3 Narrow Scope Amendments deferred until further notice

a) IFRS 10 consolidated financial statements

Sale or Contribution of Assets between an Investor and its Associate or Joint Venture (Amendments to IFRS 10 and IAS 28): Narrow scope amendment address an acknowledged inconsistency between the requirements in IFRS 10 and those in IAS 28 (2011), in dealing with the sale or contribution of assets between an investor and its associate or joint venture.

b) IAS 28 Investments in Associates and Joint Ventures

Sale or Contribution of Assets between an Investor and its Associate or Joint Venture (Amendments to IFRS 10 and IAS 28): Narrow scope amendment to address an acknowledged inconsistency between the requirements in IFRS 10 and those in IAS 28 (2011), in dealing with the sale or contribution of assets between an investor and its associate or joint venture.

2.5.4 New standards, amendments and interpretations issued but without an effective

At the date of authorisation of these financial statements the following standards, amendments to existing standards and interpretations were in issue, but without an effective: This includes:

Amendments to IFRS 10 and IAS 28 consolidated financial statements and Investments in Associates and Joint Ventures

Amends IFRS 10 consolidated financial statements and IAS 28 Investments in Associates and Joint Ventures (2011) to clarify the treatment of the sale or contribution of assets from an investor to its associate or joint venture, as follows:

- Require full recognition in the investor's financial statements of gains and losses arising on the sale or contribution of assets that constitute a business (as defined in IFRS 3 Business Combinations);
- Require the partial recognition of gains and losses where the assets do not constitute a business, i.e. a gain or loss is recognized only to the extent of the unrelated investors' interests in that associate or joint venture.

These requirements apply regardless of the legal form of the transaction, e.g. whether the sale or contribution of assets occurs by an investor transferring shares in a subsidiary that holds the assets (resulting in loss of control of the subsidiary), or by the direct sale of the assets themselves.

SOVEREIGN TRUST INSURANCE PLC

SUMMARY OF SIGNIFICANT ACCOUNTING POLICIES FOR THE YEAR ENDED 31 DECEMBER 2024

2.6 Cash and cash equivalents

Cash and cash equivalents include cash on hand, deposits held at call with banks and other short term highly liquid investments. These assets are readily convertible into known amounts of cash.

2.6.1 Cash and cash equivalents for the purpose of Statement of Cashflow

The cash and cash equivalents for the purpose of the statement of cashflow comprise of cash on hand, deposits held at call with banks and other short term highly liquid investments with original maturities of three months or less and bank overdraft.

2.7 Financial assets

2.7.1. Initial recognition and measurement

Financial assets are classified, at initial recognition and subsequently measured at amortised cost, fair value through other comprehensive income (OCI), and fair value through profit or loss. The classification of financial assets at initial recognition depends on the financial asset's contractual cash flow characteristics and the Company's business model for managing them. With the exception of trade receivables that do not contain a significant financing component or for which the Company has applied the practical expedient, the Company initially measures a financial asset at its fair value plus, in the case of a financial asset not at fair value through profit or loss, transaction costs. Trade receivables that do not contain a significant financing component or for which the Company has applied the practical expedient are measured at the transaction price determined under IFRS 15. Refer to the accounting policies on Revenue from noninsurance contracts with customers.

In order for a financial asset to be classified and measured at amortised cost or fair value through OCI, it needs to give rise to cashflows that are 'solely payments of principal and interest (SPPI)' on the principal amount outstanding. This assessment is referred to as the SPPI test and is performed at an instrument level.

The Company's business model for managing financial assets refers to how it manages its financial assets in order to generate cashflows. The business model determines whether cashflows will result from collecting contractual cashflows, selling the financial assets, or both.

Purchases or sales of financial assets that require delivery of assets within a time frame established by regulation or convention in the market place (regular way trades) are recognised on the trade date, i.e., the date that the Company commits to purchase or sell the asset.

SOVEREIGN TRUST INSURANCE PLC

SUMMARY OF SIGNIFICANT ACCOUNTING POLICIES FOR THE YEAR ENDED 31 DECEMBER 2024

a. Business model assessment

There are three business models available under IFRS 9:

- Hold to collect Financial assets with objective to collect contractual cashflows.
- Hold to Collect and sell (Financial assets held with the objective of both collecting contractual cashflows and selling financial assets).
- Other Financial Assets held with trading intent or that do not meet the criteria of either "Hold to Collect" or "Hold to Collect and sell."

The Assessment of the business model requires judgment based on the facts and circumstances as at the date of the assessment. Sovereign Trust Insurance Plc has considered quantitative factors (e.g. expected frequency and volume of sales) and qualitative factors such as how the performance of the business model and financial assets held within the business model are evaluated and reported to management; the risk that affect the performance of the business, model and the financial assets held within the business model. In particular, the way in which those risks are managed; and how management received returns on the assets (i.e. whether the returns are based on fair value of the assets managed or on contractual cashflows collected).

b. Solely payments of principal and interest (SPPI)

If a financial asset is held in either a Hold to Collect or Hold to Collect and Sell model, then an assessment is determined whether contractual cashflows are solely payments of principal and interest on principal amount outstanding at initial recognition is required to determine the classification.

Contractual cashflows that are SPPI on the principal amount outstanding are considered as basic lending arrangement with interest as consideration for the time value of money and the credit risk associated with the principal amount outstanding during the tenor of the agreed arrangement. Other basic lending risks like liquidity risk and cost of administration associated with holding the financial asset for the specified tenor and the profit margin that is consistent with a basic lending arrangement.

SOVEREIGN TRUST INSURANCE PLC

SUMMARY OF SIGNIFICANT ACCOUNTING POLICIES FOR THE YEAR ENDED 31 DECEMBER 2024

2.7.2. Subsequent measurement

For purposes of subsequent measurement, financial assets are classified in four categories

- Financial assets at amortised cost (debt instruments);
- Financial assets at fair value through OCI with recycling of cumulative gains and losses (debt instruments);
- Financial assets designated at fair value through OCI with no recycling of cumulative gains and losses upon derecognition (equity instruments);
- Financial assets at fair value through profit or loss.

a. Financial assets at amortised cost (debt instruments)

This category is the most relevant to the Company. The Company measures financial assets at amortised cost if both of the following conditions are met:

- The financial asset is held within a business model with the objective to hold financial assets in order to collect contractual cashflows
- The contractual terms of the financial asset give rise on specified dates to cashflows that are solely payments of principal and interest on the principal amount outstanding.

Financial assets at amortised cost are subsequently measured using the effective interest (EIR) method and are subject to impairment. Gains and losses are recognised in profit or loss when the asset is derecognised, modified or impaired.

The Company's financial assets at amortised cost includes debt instruments (bonds), fixed deposits with banks and others.

b. Financial assets at fair value through OCI (debt instruments)

The Company measures debt instruments at fair value through OCI if both of the following conditions are met:

- The financial asset is held within a business model with the objective of both holding to collect contractual cashflows and selling and
- The contractual terms of the financial asset give rise on specified dates to cashflows that are solely payments of principal and interest on the principal amount outstanding.

SOVEREIGN TRUST INSURANCE PLC

SUMMARY OF SIGNIFICANT ACCOUNTING POLICIES FOR THE YEAR ENDED 31 DECEMBER 2024

For debt instruments at fair value through OCI, interest income, foreign exchange revaluation and impairment losses or reversals are recognised in profit or loss and computed in the same manner as for financial assets measured at amortised cost. The remaining fair value changes are recognised in OCI. Upon derecognition, the cumulative fair value change recognised in OCI is recycled to profit or loss. During the year under consideration, the Company does not have any debt instruments at fair value through OCI.

c. Financial assets designated at fair value through OCI (equity instruments)

Upon initial recognition, the Company can elect to classify irrevocably its equity investments as equity instruments designated at fair value through OCI when they meet the definition of equity under IAS 32 Financial Instruments: The classification is determined on an instrument-by-instrument basis.

Gains and losses on these financial assets are never recycled to profit or loss. Dividends are recognised as other income in profit or loss when the right of payment has been established, except when the Company benefits from such proceeds as a recovery of part of the cost of the financial asset, in which case, such gains are recorded in OCI. Equity instruments designated at fair value through OCI are not subject to impairment assessment. The Company elected to classify irrevocably its non-listed equity investments under this category.

d. Financial assets at fair value through profit or loss

Financial assets at fair value through profit or loss include financial assets held for trading, financial assets designated upon initial recognition at fair value through profit or loss, or financial assets mandatorily required to be measured at fair value. Financial assets are classified as held for trading if they are acquired for the purpose of selling or repurchasing in the near term. Financial assets with cashflows that are not solely payments of principal and interest are classified and measured at fair value through profit or loss, irrespective of the business model. Notwithstanding the criteria for debt instruments to be classified at amortised cost or at fair value through OCI, as described above, debt instruments may be designated at fair value through profit or loss on initial recognition if doing so eliminates, or significantly reduces, an accounting mismatch.

Financial assets at fair value through profit or loss are carried in the statement of financial position at fair value with net changes in fair value recognised in profit or loss. This category includes listed equity investments which the Company had not irrevocably elected to classify at fair value through OCI. Dividends on listed equity investments are also recognised as other income in profit or loss when the right of payment has been established.

2.7.3. Derecognition

A financial asset (or, where applicable, a part of a financial asset or part of a Company of

SOVEREIGN TRUST INSURANCE PLC

SUMMARY OF SIGNIFICANT ACCOUNTING POLICIES FOR THE YEAR ENDED 31 DECEMBER 2024

similar financial assets) is primarily derecognised (i.e., removed from the Company's statement of financial position) when:

- The rights to receive cashflows from the asset have expired Or
- The Company has transferred its rights to receive cashflows from the asset or has assumed an obligation to pay the received cashflows in full without material delay to a third party under a 'pass-through' arrangement; and either (a) the Company has transferred substantially all the risks and rewards of the asset, or (b) the Company has neither transferred nor retained substantially all the risks and rewards of the asset, but has transferred control of the asset.

When the Company has transferred its rights to receive cashflows from an asset or has entered into a pass-through arrangement, it evaluates if, and to what extent, it has retained the risks and rewards of ownership. When it has neither transferred nor retained substantially all of the risks and rewards of the asset, nor transferred control of the asset, the Company continues to recognise the transferred asset to the extent of its continuing involvement. In that case, the Company also recognises an associated liability. The transferred asset and the associated liability are measured on a basis that reflects the rights and obligations that the Company has retained. Continuing involvement that takes the form of a guarantee over the transferred asset is measured at the lower of the original carrying amount of the asset and the maximum amount of consideration that the Company could be required to repay.

SOVEREIGN TRUST INSURANCE PLC

SUMMARY OF SIGNIFICANT ACCOUNTING POLICIES FOR THE YEAR ENDED 31 DECEMBER 2024

2.7.4. Impairment of financial assets

The Company recognises an allowance for expected credit losses (ECLs) for all debt instruments not held at fair value through profit or loss. ECLs are based on the difference between the contractual cashflows due in accordance with the contract and all the cashflows that the Company expects to receive, discounted at an approximation of the original effective interest rate. The expected cashflows will include cashflows from the sale of collateral held or other credit enhancements that are integral to the contractual terms.

ECLs are recognised in two stages. For credit exposures for which there has not been a significant increase in credit risk since initial recognition, ECLs are provided for credit losses that result from default events that are possible within the next 12-months (a 12-month ECL). For those credit exposures for which there has been a significant increase in credit risk since initial recognition, a loss allowance is required for credit losses expected over the remaining life of the exposure, irrespective of the timing of the default (a lifetime ECL).

For debt instruments at amortised cost, the Company applies the low credit risk simplification. At every reporting date, the Company evaluates whether the debt instrument is considered to have low credit risk using all reasonable and supportable information that is available without undue cost or effort. In making that evaluation, the Company reassesses the credit rating of the debt instrument by international credit rating agencies like S&P, Moodys and Fitch as well as local ratings by Augusto and Co. It is the Company's policy to measure ECLs on such instruments on a 12-month basis. Where the credit risk of any bond deteriorates, the Company will sell the bond and purchase bonds meeting the required investment grade.

The Company's debt instruments at amortised cost comprise solely of quoted bonds that are graded in the top investment category and the credit ratings are tracked by the finance and investment teams via publications by International Credit Rating Agencies and trading exchange platforms.

The Company's fixed income investment portfolio consists of Investment grade and high speculative bonds and, therefore, are considered to be low credit risk investments. It is the Company's policy to measure ECLs on such instruments on a 12-month basis. However, when there has been a significant increase in credit risk since origination, the allowance will be based on the lifetime ECL. The Company uses the ratings from the International Credit Rating Agencies both to determine whether the debt instrument has significantly increased in credit risk and to estimate ECLs.

SOVEREIGN TRUST INSURANCE PLC

SUMMARY OF SIGNIFICANT ACCOUNTING POLICIES FOR THE YEAR ENDED 31 DECEMBER 2024

The Company considers a financial asset in default when contractual payments are 90 days past due. However, in certain cases, the Company may also consider a financial asset to be in default when internal or external information indicates that the Company is unlikely to receive the outstanding contractual amounts in full before taking into account any credit enhancements held by the Company. A financial asset is written off when there is no reasonable expectation of recovering the contractual cashflows.

Further disclosures relating to impairment of financial assets are also provided in the follow

- Disclosures for significant estimates Judgements and assumptions - Note 3;
- Financial assets at amortised cost;
- Other receivables and prepayments.

2.7.5. Write off

Financial assets are written off when there is no reasonable expectation of recovery, such as a debtor failing to engage in a repayment plan with the company. The Company categorises its receivables for write-off when a debtor fails to make contractual payments greater than 360 days past due. Where financial assets have been written off, the company continues to engage in enforcement activity to attempt to recover the receivable due. Where recoveries are made, these are recognised in profit or loss.

The gross carrying amount of an asset is written off (either fully or partially) to the extent that there is no realistic prospect of recovery. This is generally the case when the Company determines that the counterparty does not have assets or sources of income that could generate sufficient cashflows to repay the amount subject to write off. However, the financial assets that are subjected to write-off could still be subject to enforcement activities in other to comply with the Company's procedures for recovery of amount due.

2.7.6. Financial liabilities and equity instruments

2.7.6.1 Classification as debt or equity

Debt and equity instruments issued by the Company are classified as either financial liabilities or as equity in accordance with the substance of the contractual arrangements and the definitions of a financial liability and an equity instrument.

SOVEREIGN TRUST INSURANCE PLC

SUMMARY OF SIGNIFICANT ACCOUNTING POLICIES FOR THE YEAR ENDED 31 DECEMBER 2024

2.7.6.2 Equity Instruments

An equity instrument is any contract that evidences a residual interest in the assets of an entity after deducting all of its liabilities. Equity instruments issued by the Company are recognised as the proceeds received, net of direct issue costs. Repurchase of the Company's own equity instruments is recognised and deducted directly in equity. No gain or loss is recognised in profit or loss on the purchase, sale, issue or cancellation of the Company's own equity instruments.

2.7.6.3 Financial liabilities

Initial recognition and measurement

All financial liabilities are recognised initially at fair value and, in the case of loans and borrowings and payables, net of directly attributable transaction costs.

The Company does not have any financial liability that is measured at fair value through profit or loss during the period under review.

2.7.6.4 Other financial liabilities

2.7.6.4.1. Subsequent measurement

Other financial liabilities (including borrowings) are subsequently measured at amortized cost using the effective interest method. The effective interest method is a method of calculating the amortized cost of a financial liability and of allocating interest expense over the relevant period. The effective interest rate is the rate that exactly discounts estimated future cash payments (including all fees and points paid or received that form an integral part of the effective interest rate, transaction costs and other premiums or discounts) through the expected life of the financial liability, or (where appropriate) a shorter period, to the net carrying amount on initial recognition.

2.7.6.4.2 Derecognition of financial liabilities

The Company derecognises financial liabilities when, and only when, the Company's obligations are extinguished- i.e. when the obligation specified in the contract is discharged, cancelled or they expire. The difference between the carrying amount of the financial liability derecognised and the consideration paid and payable is recognised in profit or loss. The difference between the carrying amount of a financial liability (or part of a financial liability) extinguished or transferred to another party and the consideration paid, including any non-cash assets transferred or liabilities assumed, is recognised in profit or loss.

SOVEREIGN TRUST INSURANCE PLC

SUMMARY OF SIGNIFICANT ACCOUNTING POLICIES FOR THE YEAR ENDED 31 DECEMBER 2024

An exchange between an existing borrower and lender of debt instruments with substantially different terms is accounted for as an extinguishment of the original financial liability and the recognition of a new financial liability. Similarly, a substantial modification of the terms of an existing financial liability or a part of it (whether or not attributable to the financial difficulty of the debtor) shall be accounted for as an extinguishment of the original financial liability and the recognition of a new financial liability.

2.7.6.4.3 Offsetting of financial instruments

Financial assets and financial liabilities are offset and the net amount is reported in the statement of financial position if there is a currently enforceable legal right to offset the recognised amounts and there is an intention to settle on a net basis, to realise the assets and settle the liabilities simultaneously.

2.8 Other assets

Other receivables principally consist of prepayments, accrued income and sundry debtors and are carried at amortised cost.

2.9 Reinsurance contracts

The Company enters into reinsurance contracts in the normal course of business in order to limit the potential for losses arising from certain exposures. Outwards reinsurance premiums are accounted for in the same period as the related premiums for the direct or inwards reinsurance business being reinsured.

2.9.1 Reinsurance assets

Reinsurance assets include balances due from reinsurance companies for paid and unpaid losses and ceded policy claims. Reinsurance assets are measured consistently with the amounts associated with the underlying insurance contracts and in accordance with the terms of the reinsurance contract. Reinsurance is recorded as an asset unless a right of set-off exists, in which case the associated liabilities are reduced to take account of reinsurance.

Reinsurance assets are subject to impairment testing when and only when:

- a) there is objective evidence, as a result of an event that occurred after initial recognition of the reinsurance asset, that the cedant may not receive all amounts due to it under the terms of the contract; and

SOVEREIGN TRUST INSURANCE PLC

SUMMARY OF SIGNIFICANT ACCOUNTING POLICIES FOR THE YEAR ENDED 31 DECEMBER 2024

b) that event has a reliably measurable impact on the amounts that the cedant will receive from the reinsurer.

The carrying amount is reduced to its recoverable amount when there is an impairment loss. The impairment loss is recognised as an expense in the profit or loss. The asset is impaired if objective evidence is available to suggest that it is probable that the Company will not be able to collect the amounts due from reinsurers.

2.9.2 Reinsurance recoveries

Reinsurance recoveries in respect of Incurred but not reported (IBNR) claims are assumed to be consistent with the historical recoveries on paid and outstanding claims, adjusted to reflect changes in the nature and extent of the Company's reinsurance programmes. An assessment is made of the recoverability of reinsurance having regard to available data on the financial strength of the reinsurance companies. Gains or losses on buying reinsurance are recognised in income at the date of purchase and are not amortised.

2.9.3 Reinsurance liabilities

Reinsurance liabilities comprise premiums payable for outwards reinsurance contracts and are recognised as an expense when due.

Reinsurance liabilities are derecognized when, and only when, it is extinguished - i.e. when the obligation specified in the contract is discharged or cancelled or expires.

SECURITY TRADING POLICY

In compliance with Rule 17.15 Disclosure of Dealing in Issuers' Shares, Rulebook of the Exchange 2015 (Issuers Rule) Sovereign Trust Insurance Plc maintains effective Security Trading Policy which guides Director, Audit Committee members employees and all individuals categorized as insiders as to their dealing in the Company's shares. The Policy is regularly reviewed and updated by the Board. Sovereign Trust Insurance Plc has made specific inquiries of all the directors and other insiders and is not aware of any infringement of policy during the period

SOVEREIGN TRUST INSURANCE PLC

SUMMARY OF SIGNIFICANT ACCOUNTING POLICIES FOR THE YEAR ENDED 31 DECEMBER 2024


SOVEREIGN TRUST INSURANCE PLC				
Shareholding Structure/ Free Float Status	30-Dec-24		30-Dec-23	
Description	Units	Percentages	Units	Percentages
Issued Share Capital	14,228,139,483	100%	11,364,466,014	100%
Substantial Shareholding (5% and above)				
MORNING SIDE CAPITAL PARTNERS LTD	2,499,000,000	17.56%	2,499,000,000	21.99%
SOVEREIGN INVESTMENTS LIMITED	1,055,850,018	7.42%	995,100,018	8.76%
TEEOF HOLDINGS LIMITED	881,572,742	6.20%	821,572,742	7.23%
TRIPPLE TEES ENDOWMENT LIMITED	1,791,346,735	12.59%	684,381,657	6.02%
AJAYI OLUSEUN O.	1,166,156,859	8.20%	666,156,859	5.86%
RANDWAVES LTD	1,218,341,894	8.56%	-	0.00%
Total Substantial Shareholdings	8,612,268,248	61%	5,666,211,276	50%
Directors' Shareholdings (direct and indirect), excluding				
MR. OLAOTAN SOYINKA	68,298,960	0.48%	8,298,960	0.07%
MRS. UGOCHI ODEMELAM	88,419,351	0.62%	6,735,481	0.06%
MR. ABIMBOLA OGUNTUNDE	200,335,414	1.41%	335,414	0.00%
MS. EMI FALOUGHI	27,024,097	0.19%	27,024,097	0.24%
MR. KAYODE ADIGUN	66,926,116	0.47%	-	0.00%
MR. EMMANUEL ANIKIBE	20,604,971	0.14%	-	0.00%
Total Directors' Shareholdings	471,608,909	3%	42,393,952	0.37%
Other Influential Shareholdings				
OTHERS	-	-	-	-
Total Other Influential Shareholdings	-	-	-	-
Free Float in Units and Percentage	5,144,262,326	36.2%	5,655,860,786	50%
Free Float in Value	3,086,557,396	-	2,827,930,393	


SOVEREIGN TRUST INSURANCE PLC


STATEMENT OF FINANCIAL POSITION AS AT 31 DECEMBER, 2024

	Note	GROUP	COMPANY	
		Dec. 2024 N'000	Dec. 2024 N'000	Dec. 2023 N'000
ASSETS				
Cash and Cash Equivalents	12	15,144,284	15,104,915	10,989,023
Investment in Financial Assets:	13			
.-Measure at Fair Value Through Profit Or Loss	13.1	1,415,303	1,415,303	1,293,648
.-Measure at Fair Value Through Other Comprehensive Income	13.2	610,098	610,098	322,098
.-Measure at Amortized Cost	13.3	3,006,243	3,006,242	1,645,429
Investment in Associate	14	-	-	108,741
Investment in Subsidiary	15	-	232,772	-
Trade Receivables	16	1,842,948	1,842,948	1,492,948
Reinsurance Contract Assets	17	6,531,199	6,531,199	2,580,533
Other Receivables and Prepayments	18	1,096,723	543,146	239,089
Investment Properties	19	1,346,820	1,346,820	1,253,340
Intangible Assets	20	27,086	27,086	58,137
Right of Use Assets	21.1	253,130	253,130	122,056
Property Plant and Equipment	22	2,792,056	2,770,017	2,340,846
Statutory Deposit	23	315,000	315,000	315,000
Total Assets		34,380,889	33,998,676	22,760,888
Liabilities Equity				
Liabilities				
Insurance Contract Liabilities	24	9,771,842	9,771,842	4,679,814
Borrowings	25	5,825,186	5,801,142	3,625,068
Trade Payables	26	1,167,615	1,167,615	258,366
Other Payables And Accruals	27	423,641	306,063	156,311
Lease Liabilities	21.2	193,765	193,766	56,982
Current Income Tax Payable	24.1	410,242	410,242	94,455
Deferred Tax Liabilities	24.2	173,818	159,847	315,347
Total Liabilities		17,966,110	17,810,517	9,186,343
Equity				
Share Capital	28	7,114,069	7,114,069	7,114,069
Share Premium	29	33,814	33,814	33,814
Contingency Reserve	30	6,010,912	6,010,912	4,748,124
Revaluation Reserve	31	979,023	979,023	979,023
Insurance Finance Reserve	32	(277,419)	(277,419)	(277,419)
Credit Risk Reserves	33	30,485	-	-
Statutory Reserve Fund	34	25,553	-	-
Fair Value Reserve	35	(34,691)	(34,691)	(34,691)
Retained Earnings	36	2,419,257	2,362,452	1,011,624
Shareholders Fund		16,301,003	16,188,160	13,574,544
Non Controlling Interest		113,775		
Total Equity		16,414,779	16,188,160	13,574,544
Total Equity And Liabilities		34,380,889	33,998,676	22,760,888

The financial statements were approved by the Board of Directors on 29th January, 2025 and signed on its behalf by:


Mr. Oluseun O. Ajayi
 Chairman
 FRC/2013/CIIN/00000003373


Mr. Oloatan Soyinka
 Managing Director/CEO
 FRC/2013/CIIN/0000002671


Mr. Kayode Adigun
 Chief Financial Officer
 FRC/2013/ICAN/00000002652

SOVEREIGN TRUST INSURANCE PLC

STATEMENT OF PROFIT OR LOSS AND OTHER COMPREHENSIVE INCOME

	Note	GROUP	COMPANY	
		N'000	N'000	N'000
		30 Dec. 2024	30 Dec. 2024	30 Dec. 2023
Insurance Revenue	5	38,372,159	38,372,159	19,322,892
Insurance Service Expenses	5	(21,375,494)	(21,375,494)	(7,355,237)
Net Expenses from Reinsurance Contracts Held	5	(12,154,523)	(12,154,523)	(8,636,322)
Insurance Service Result		4,842,142	4,842,142	3,331,333
Income from Subsidiary		310,431		
Investments Income	6	1,326,493	1,312,646	972,520
Net Foreign Exchange Income/(Expense)	7	906,414	906,414	34,253
Net Credit Impairment Losses	8	-	-	(187,299)
Other Operating Expenses	5.1	(3,891,650)	(3,618,668)	(2,622,351)
Finance Expenses from Insurance Contracts Issued	7.1	-	-	(215,952)
Finance Income from Reinsurance Contracts Issued	7.2	-	-	154,460
		3,493,831	3,442,535	1,466,965
Other Finance Costs	9	(28,848)	(26,284)	(59,395)
Share Of Profit Of Associate		-	-	8,191
Profit Before Income Tax		3,464,983	3,416,251	1,415,761
Income Tax Expense	10	(377,596)	(375,788)	(141,789)
Profit After Income Tax		3,087,387	3,040,463	1,273,973
Other Comprehensive Income				
Items that may be Reclassified Subsequently to Profit or Loss				
Net Finance Expenses from Insurance Contracts				
Net Finance Income from Reinsurance Contracts				
Other Comprehensive Income for The Period		-	-	
Total Comprehensive Income for The Period		3,087,387	3,040,463	1,273,973
Profit attributable to:				
Owners of the parent		3,074,151	-	-
Non controlling interest		13,236	-	-
		3,087,387	-	-
EPS	11	22	18	26

SOVEREIGN TRUST INSURANCE PLC

STATEMENT OF CHANGES IN EQUITY FOR THE YEAR ENDED 31 DECEMBER 2024

	Ordinary share capital	Share premium	Contingency reserve	Revaluation reserve	Fair value reserve	Credit Risk Fund	Statutory Reserves Fund	Insurance finance reserve	Retained earnings	Total equity
	₦'000	₦'000	₦'000	₦'000	₦'000	₦'000	₦'000	₦'000	₦'000	₦'000
At 1 January 2024	7,114,069	33,814	4,748,122	979,023	(34,691)	30,484	25,552	(277,419)	1,034,741	13,653,695
At 1 January 2024	7,114,069	33,814	4,748,122	979,023	(34,691)	30,484	25,552	(277,419)	1,034,741	13,653,695
Profit after income tax for the period	-	-	-	-	-	-	-	-	3,074,151	3,074,151
Total comprehensive income for the period	-	-	-	-	-	-	-	-	-	-
Transaction directly affecting equity holders										
Transfer between reserves	-	-	1,262,790	-	-	-	-	-	(1,262,790)	-
Dividend paid	-	-	-	-	-	-	-	-	(426,844)	(426,844)
Transfer to Insurance Finance Reserve	-	-	-	-	-	-	-	-	-	-
At 31 Dec. 2024	7,114,069	33,814	6,010,912	979,023	(34,691)	30,484	25,552	(277,419)	2,419,258	16,301,002

SOVEREIGN TRUST INSURANCE PLC

**STATEMENT OF CASH FLOWS
FOR THE YEAR ENDED 31 DECEMBER 2024**

	2024	2023
	₦'000	₦'000
Operating Activities:		
Insurance Revenue	38,372,159	19,495,112
Insurance Service Expenses	(17,327,354)	(7,355,237)
Net Expenses from Reinsurance Contracts Held	(12,154,523)	(8,636,324)
Cash Paid to and on Behalf of Employees	(2,685,162)	(1,477,301)
Other Operating Cash Payment	(1,362,978)	(1,064,170)
Interest Income	1,326,493	625,008
Other Income	-	182,695
Payment for the Year	(377,596)	
Net Cash Flows from Operating Activities	6,921,356	2,826,624
Investing Activities:		
Purchase Of Property, Plant and Equipment	(598,655)	(199,065)
Purchase Of Intangible Assets	-	(41,936)
Purchase from Disposal of Quoted Stock	(121,655)	(1,123,752)
Purchase Of Debt Instruments at Amortised Cost	(108,741)	(387,129)
Purchase Of Equity Instrument FVTOCI	(288,000)	-
Purchase Of Investment Properties	-	(150,130)
Proceeds From Disposal Of Quoted Stock	-	956,232
Proceeds From Treasury Bill Maturity	-	13,709.00
Net Cash Flows from Investing Activities	(1,117,051)	(932,071)
Financing Activities:		
Proceed from issue of share capital	-	1,431,821
Share premium utilised	-	(40,243)
Additional lease liabilities	176,569	53,489
Repayment of lease liabilities	(39,785)	(20,539)
Insurance finance reserves	-	(44,722)
Net Cash Flows from Financing Activities	176,569	1,379,806
Net Increase In Cash And Cash Equivalents	5,980,874	3,274,359
Short Term Investments Above 91 Days	(2,797,590)	(971,977)
Short Term Investments Above 91 Days At 1 January	971,977	875,460
Cash and Cash Equivalentents At 1 January	10,989,023	7,811,181
Cash and Cash Equivalentents At 30 December	15,144,284	10,989,023

SOVEREIGN TRUST INSURANCE PLC

NOTES TO THE FINANCIAL STATEMENTS FOR THE YEAR ENDED 31 DECEMBER 2024

	GROUP	COMPANY	
	2024	2024	2023
5. Insurance Revenue	₹'000	₹'000	₹'000
Net Liability For Remaining Coverage	(3,720,828)	(3,720,828)	(314,597)
Interest Accreted (Incl. Change Of Rates) To Insurance Contracts	-	-	142,379
Premiums Received	42,092,987	42,092,987	19,495,110
	38,372,159	38,372,159	19,322,892
5. Insurance Service Expense			
Net Liabilities On Incurred Claim	(1,371,200)	(1,371,200)	334,251
Interest Accreted (Incl. Change Of Rates) To Insurance Contracts	(411,239)	(411,239)	(32,158)
Amortisation Of Insurance Acq. Cash Flows	(15,339,398)	(15,339,398)	(4,331,103)
Claims And Other Expenses Paid (5.1)	(4,253,658)	(4,253,658)	(3,326,227)
	(21,375,494)	(21,375,494)	(7,355,237)
5.1			
Gross Claims Paid	4,253,658	4,253,658	3,326,227
Other Operating Expenses	3,891,650	3,618,668	2,622,381
	8,145,308	7,872,325	5,948,608
5. Net Expenses From Reinsurance Contracts Held			
Net Liabilities For Reinsurance Contracts	147,755	147,755	(459,804)
Interest Accreted	-	-	(136,933)
Premiums Ceded	(17,960,503)	(17,960,503)	(9,035,012)
	(17,812,748)	(17,812,748)	(9,631,750)
Amounts Recoverable From Reinsurers For Incurred Claims			
Net Changes In Reinsurance Recoverable	3,793,913	3,793,913	559,371
Interest Accreted	120,489	120,489	(89,535)
Reinsurance Recovery	1,743,822	1,743,822	525,591
	5,658,224	5,658,224	995,428
Net Expenses From Reinsurance Contracts Held	(12,154,523)	(12,154,523)	(8,636,322)

5.1.1 Other Operating Expenses

Employee Benefits Expense (Note 5.1.2)	1,855,162	1,855,162	1,300,704
Other Expenses (Note 5.1.3)	1,362,978	1,362,978	1,064,170
Depreciation On Property, Plant And Equipment	165,717	165,717	127,072
Amortisation Of Right-Of-Use- Assets	171,844	171,844	59,574
Directors Fee And Allowance	31,917	31,917	25,428
Other Expenses- Subsidiary	272,982		
Amortisation Of Intangible Assets	31,050	31,050	45,403
	<u>3,891,650</u>	<u>3,618,668</u>	<u>2,622,351</u>

5.1.2 Employee Benefits Expense

Wages And Salaries	1,767,667	1,767,667	1,215,757
Defined Contribution Pension Costs	87,495	87,495	84,947
	<u>1,855,162</u>	<u>1,855,162</u>	<u>1,300,704</u>

5.1.3 Other Expenses

1 Advertising	108,914	108,914	95,283
2 Bank charges	127,603	127,603	110,195
3 Rent And Rate	24,119	24,119	33,957
4 Fuel, electricity and energy	173,410	173,410	98,182
5 Insurance	60,644	60,644	38,635
6 Staff training and education	100,776	100,776	75,245
7 NAICOM levy	130,685	130,685	173,046
8 Transport and travelling expenses	44,928	44,928	24,366
9 Staff Medical Expenses	92,540	92,540	75,464
10 Audit Expense	12,000	12,000	12,000
11 Data processing	55,808	55,808	67,738
12 Automobile expenses	24,660	24,660	16,675
13 Office building maintenance and security	39,203	39,203	24,795
14 Professional fees	59,910	59,910	52,028
15 Telephone Expenses	14,000	14,000	12,402
16 Annual General Meeting Expenses	23,878	23,878	18,854
17 Forms and printing expenses	31,966	31,966	24,151
18 Contribution to I.T.F. levy	15,218	15,218	9,824
19 Office And Stationery Expenses	11,909	11,909	12,369
20 Contribution to NSITF	9,483	9,483	6,963
21 Equipment maintenance and repairs	10,077	10,077	8,769
22 Hotel accommodation	6,253	6,253	4,662
23 Contribution to NHF	10,370	10,370	9,474
24 Periodicals and books	4,621	4,621	3,116
25 Tax Consultancy Expenses	492	492	500
26 Courier and postages expenses	4,024	4,024	2,466
27 Entertainment	4,451	4,451	4,658
28 Local government dues	1,904	1,904	3,252
29 Security Exchange Commission and NGX	3,544	3,544	3,252
30 Contributions and donations	5,200	5,200	2,350
31 Gifts	62,258	62,258	34,664
Staff Profit Sharing	79,462	79,462	-
32 Club membership and subscriptions	6,745	6,745	4,310
33 Staff uniforms	1,925	1,925	525
	<u>1,362,978</u>	<u>1,362,978</u>	<u>1,064,170</u>

SOVEREIGN TRUST INSURANCE PLC

NOTES TO THE FINANCIAL STATEMENTS FOR THE YEAR ENDED 31 DECEMBER 2024

	GROUP	COMPANY	
	2024	2024	2023
	¥'000	¥'000	¥'000
6. Investments Return			
6.1 Interest Revenue			
Interest Revenue	1,117,821	1,103,974	877,648
	<u>1,117,821</u>	<u>1,103,974</u>	<u>877,648</u>
6.2 Net Fair Value Gain On Financial Assets At Fair Value Through Profit Or Loss			
Net Fair Value Gain On Financial Assets At Fair Value Through Profit Or Loss	208,673	208,673	94,872
Investment Income	<u>1,326,493</u>	<u>1,312,646</u>	<u>972,520</u>
7. Finance Expense For Insurance Contract Issued			
Finance Expenses from Insurance Contracts Issued			(215,952)
7.2 Finance Income For Reinsurance Contracts Held			
Finance Income from Reinsurance Contracts Issued			154,460
	<u>-</u>	<u>-</u>	<u>(61,492)</u>
8. Impairment Of Financial Assets			
Impairment	-	-	187,298.51
9. Other Finance Cost			
Interest On Borrowing Cost	28,848	26,284	59,365
10. Income Tax Expense			
Current Year Tax:			
Company Income Tax	377,596	375,788	141,789
	<u>377,596</u>	<u>375,788</u>	<u>141,789</u>

SOVEREIGN TRUST INSURANCE PLC

NOTES TO THE FINANCIAL STATEMENTS FOR THE YEAR ENDED 31 DECEMBER 2024

	GROUP		COMPANY	
11. Earnings per share				
Basis earnings per share amounts is calculated by dividing the net profit for the year attributable to ordinary shareholders by the weighted average number of ordinary share outstanding at the reporting date.				
The following reflects the income and share data used in the basic earnings per share computations:				
Net profit attributable to ordinary shareholders for basic earnings				
	<u>3,087,387</u>	<u>-</u>	<u>2,559,986</u>	<u>3,633,644</u>
Total outstanding number of ordinary shares in the year				
	<u>14,228,140</u>	<u>14,228,140</u>	<u>14,228,140</u>	<u>14,228,140</u>
Weighted average number of ordinary shares for basic earning per share				
	<u>14,228,140</u>	<u>14,228,140</u>	<u>14,228,140</u>	<u>14,228,140</u>
Basic earnings per ordinary share (kobo)				
	<u>22</u>	<u>-</u>	<u>18</u>	<u>26</u>
There have been no other transactions involving ordinary share or potential ordinary share between the reporting date and the date of authorisation of these financial statements.				
There is not potential ordinary shares as at year end.				
12. Cash and cash equivalents				
Cash in banks				
	11,776,980	-	11,776,980	6,290,425
Short-term deposits with banks and other financial institutions				
	3,367,304	-	3,327,935	4,698,598
	<u>15,144,284</u>	<u>-</u>	<u>15,104,915</u>	<u>10,989,023</u>

SOVEREIGN TRUST INSURANCE PLC

NOTES TO THE FINANCIAL STATEMENTS FOR THE YEAR ENDED 31 DECEMBER 2024

	GROUP	COMPANY	
	2024 ₦'000	2024 ₦'000	2023 ₦'000
13. Investment Securities			
Equity Instruments at Fair Value Through Profit or Loss	1,415,303	1,415,303	1,293,648
Equity Instrument At Fair Value Through Other Comprehensive Income	610,098	610,098	322,098
Debt Securities At Amortised Cost	3,006,242	3,006,242	1,645,429
	5,031,643	5,031,643	3,261,175
13.1 Equity Insutruments At Fair Value Through Profit Or Los:	1,415,303	1,415,303	1,293,648
13.2 Equity Instrument at Fair Value Through Other Comprehensive Income			
Waica Reinsurance Corporation	65,692	65,692	65,692
Interconnect Clearinghouse Nigeria Limited	13,621	13,621	13,621
STI Asset Management Limited	600,821	600,821	312,821
	680,134	680,134	392,134
Impairment	(70,036)	(70,036)	(70,036)
At 31 Dec. 2024	610,098	610,098	322,098
13.3 Debt Securities At Amortised Cost			
Federal Government Bonds	217,159	217,159	133,764
State Government Bonds	71,312	71,312	471,405
Corporate Bonds	114,697	114,697	263,406
Gross Amount	403,168	403,168	868,575
Allowance For Expected Credit Loss	(194,515)	(194,515)	(195,123)
Fixed Deposit At Amortized Cost	2,797,590	2,797,590	971,977
	3,006,242	3,006,242	1,645,429

SOVEREIGN TRUST INSURANCE PLC

NOTES TO THE FINANCIAL STATEMENTS FOR THE YEAR ENDED 31 DECEMBER 2024

13.5.1 Equity Instruments at Fair Value Through Profit or Loss - Quoted

The fair values of the quoted equity instruments are derived from quoted market prices in active market, the Nigerian Stock Exchange (NSE).

13.5.2 Equity instruments at fair value through OCI - Unquoted

The fair values of the non-listed equity investments have been estimated using a DCF model. The valuation requires management to make certain assumptions about the model inputs, including forecast cash flows, the discount rate. The probabilities of the various estimates within the range can be reasonably assessed and are used in management's estimate of fair value for these non-listed equity investments.

13.5.3 Debt instruments at amortised cost - Federal, State Government and Corporate bonds

Certain unquoted investments for which fair values could not be reliably estimated have been carried at cost less impairment. There are no active markets for these financial instruments, fair value information are therefore not available, this makes it impracticable for the Company to fair value these investments. They have therefore been disclosed at cost less impairment. The carrying amount is the expected recoverable amounts on these investments. This investment can be disposed through private placement.

13.5.4 Debt instruments at amortised cost - Loans and advances

The fair value of loans and advances was estimated using the maximum lending rate quoted on Central Bank of Nigeria website as at year end.

	GROUP	COMPANY	
14. Investment in associates			
STI Leasing Ltd	-	-	108,741
	2024	2024	2023
	N'000	N'000	N'000
15. Investment in subsidiary			
STI Leasing Ltd	-	232,772	-
	-	232,772	-
	2024	2024	2023
	N'000	N'000	N'000
16. Trade receivables			
Insurance receivables	1,842,948	1,842,948	1,492,948
	1,842,948	1,842,948	1,492,948
16.1 Age analysis of Trade receivables			
S/No.	Age of debt	2024	2024
		N'000	N'000
1	Within 14 Days	-	-
2	Within 15-30 Days	1,842,948	1,842,948
	Total	1,842,948	1,842,948
		N'000	N'000
		57,096	1,435,852
		1,492,948	1,492,948

SOVEREIGN TRUST INSURANCE PLC

NOTES TO THE FINANCIAL STATEMENTS FOR THE YEAR ENDED 31 DECEMBER 2024

	GROUP	COMPANY	
	2024 ₦'000	2024 ₦'000	2023 ₦'000
17. Reinsurance Contract Assets			
Reinsurance Asset For Incurred Claims Excluding Risk Adjustments	1,241,146	1,241,146	1,496,141
Reinsurance Asset For Remaining Coverage	<u>5,290,053</u>	<u>5,290,053</u>	1,084,392
	6,531,199	6,531,199	2,580,533
Impairment allowance	<u>-</u>	<u>-</u>	<u>-</u>
	<u>6,531,199</u>	<u>6,531,199</u>	<u>2,580,533</u>
18. Other Receivables And Prepayments			
Contribution To Energy and Allied Insurance Pool of Nigeria	411,174	411,174	50,300
Staff Debtors	62,085	13,715	42,706
Others Receivables	266,554	79,404	89,124
Receivables on Lease Contract	278,883		
Prepayments	81,139	42,264	60,370
	<u>1,099,835</u>	<u>546,557</u>	242,500
Impairment Allowance	<u>(3,112)</u>	<u>(3,411)</u>	<u>(3,411)</u>
	<u>1,096,723</u>	<u>543,146</u>	<u>239,089</u>
	2024 ₦'000	2024 ₦'000	2023 ₦'000
19. Investment Properties			
At 1 January	1,346,820	1,346,820	1,158,470
Fair Value Gain	<u>-</u>	<u>-</u>	94,870
At 31 Dec. 2024	<u>1,346,820</u>	<u>1,346,820</u>	<u>1,253,340</u>

SOVEREIGN TRUST INSURANCE PLC

NOTES TO THE FINANCIAL STATEMENTS FOR THE YEAR ENDED 31 DECEMBER 2024

	2024	2024	2023
	₦'000	₦'000	₦'000
20. Intangible Assets			
Computer Software			
Cost:			
At 1 January	207,003	207,003	165,067
Additions	-	-	41,936
At 31 Dec. 2024	<u>207,003</u>	<u>207,003</u>	<u>207,003</u>
Accumulated Amortization:			
At 1 January	148,866	148,866	103,463
Amortisation Charge	31,050	31,050	45,403
At 31 Dec. 2024	<u>179,917</u>	<u>179,917</u>	<u>148,866</u>
Carrying Amount	<u>27,086</u>	<u>27,086</u>	<u>58,137</u>

20.1 Intangible Assets Represent Externally Purchased Software For The Running Of The Business.

	2024	2024	2023
	₦'000	₦'000	₦'000
21. Leases			
21.1 Right Of Use Assets			
Motor Vehicle			
Cost			
At 1 January	213,130	213,130	63,000
Additions	302,919	302,919	150,130
At 31 Dec. 2024	<u>516,049</u>	<u>516,049</u>	<u>213,130</u>
Accumulated Depreciation			
At 1 January	91,074	91,074	31,500
Depreciation Charge	171,844	171,844	59,574
At 31 Dec. 2024	<u>262,919</u>	<u>262,919</u>	<u>91,074</u>
Carrying Amount	<u>253,130</u>	<u>253,130</u>	<u>122,056</u>
21.2 Lease Liabilities			
At 1 January	56,982	56,982	19,273
Additions	176,569	176,569	53,489
Interest Expense			4,759
Repayments	(39,785)	(39,785)	(20,539)
At 31 Dec. 2024	<u>193,766</u>	<u>193,766</u>	<u>56,982</u>

SOVEREIGN TRUST INSURANCE PLC

NOTES TO THE FINANCIAL STATEMENTS FOR THE YEAR ENDED 31 DECEMBER 2024

22. Property, plant and equipment

	Land N'000	Building N'000	Office equipment N'000	Furniture & fittings N'000	Plant & machinery N'000	Motor vehicles N'000	Computer & equipment N'000	Total N'000
Cost/revaluation								
At 1 January 2024	<u>1,522,000</u>	<u>655,801</u>	<u>122,047</u>	<u>141,672</u>	<u>103,636</u>	<u>1,382,138</u>	<u>351,407</u>	<u>4,278,701</u>
Additions in the year	<u>-</u>	<u>71,362</u>	<u>16,672</u>	<u>16,495</u>	<u>-</u>	<u>477,454</u>	<u>16,672</u>	<u>598,655</u>
Disposal						(92,500)		(92,500)
At 31 Dec. 2024	<u>1,522,000</u>	<u>727,163</u>	<u>138,719</u>	<u>158,167</u>	<u>103,636</u>	<u>1,767,091</u>	<u>368,079</u>	<u>4,784,856</u>
Accumulated depreciation								
At 1 January 2024	<u>-</u>	<u>44,016</u>	<u>106,330</u>	<u>124,651</u>	<u>95,965</u>	<u>1,207,459</u>	<u>309,006</u>	<u>1,887,426</u>
Charge for the year	<u>-</u>	<u>14,383</u>	<u>8,137</u>	<u>4,023</u>	<u>1,551</u>	<u>126,391</u>	<u>28,743</u>	<u>183,229</u>
At 31 Dec. 2024	<u>-</u>	<u>58,399</u>	<u>114,467</u>	<u>128,674</u>	<u>97,516</u>	<u>1,333,850</u>	<u>337,748</u>	<u>2,070,654</u>
Disposal	<u>-</u>					(77,854)		(77,854)
At 31 Dec. 2024	<u>-</u>	<u>58,399</u>	<u>114,467</u>	<u>128,674</u>	<u>97,516</u>	<u>1,255,996</u>	<u>337,748</u>	<u>1,992,800</u>
Carrying amount								
At 31 Dec. 2024	<u>1,522,000</u>	<u>668,764</u>	<u>24,252</u>	<u>29,493</u>	<u>6,120</u>	<u>511,096</u>	<u>30,331</u>	<u>2,792,056</u>

SOVEREIGN TRUST INSURANCE PLC

NOTES TO THE FINANCIAL STATEMENTS FOR THE YEAR ENDED 31 DECEMBER 2024

	GROUP		COMPANY	
	2024 ₦'000	2023 ₦'000	2024 ₦'000	2023 ₦'000
23. Statutory Deposit	315,000	315,000	315,000	315,000
23.1. Statutory Deposit				
The statutory deposit of ₦315,000,000 represents the amount deposited with the Central Bank of Nigeria as at 30 December 2024 (30 December 2023: ₦315,000,000) in accordance with Section 10 (3) of Insurance Act 2003. The deposit has been tested for adequacy as at 30 September 2024 and found to be adequate.				
24. Taxation				
24.1 Current Income Tax Payable				
At 30 Dec, 2024	410,242	-	410,242	94,455
At 31 Dec. 2024	410,242	-	410,242	94,455
24.2 Deferred Tax Liabilities	173,818	-	159,847	315,347
	2024 ₦'000	2023 ₦'000	2024 ₦'000	2023 ₦'000
25. Insurance Contract Liabilities				
Liabilities for Incurred Claims	6,349,448	-	3,422,394	2,051,194
Liabilities for Remaining Coverage	3,422,394	-	6,349,448	2,628,620
	9,771,842	-	9,771,842	4,679,814
Current	7,328,882	-	7,328,882	3,509,861
Non-current	2,442,961	-	2,442,961	1,169,954
	9,771,842	-	9,771,842	4,679,814

SOVEREIGN TRUST INSURANCE PLC

NOTES TO THE FINANCIAL STATEMENTS FOR THE YEAR ENDED 31 DECEMBER 2024

	GROUP	COMPANY	
	2024 ₹'000	2024 ₹'000	2023 ₹'000
26. Borrowings			
Convertible Bond	<u>5,825,186</u>	<u>5,801,142</u>	<u>3,625,068</u>
26.1 Convertible Bond			
At 1 January	3,625,068	3,625,068	2,078,536
Interest Capitalised	-	-	54,604
Foreign Exchange Difference	2,176,075	2,176,075	1,491,926
Bank Overdraft	24,044	-	-
At 31 Dec. 2024	<u><u>5,825,186</u></u>	<u><u>5,801,142</u></u>	<u><u>3,625,066</u></u>
	2024 ₹'000	2024 ₹'000	2023 ₹'000
27. Trade Payables			
Due To Reinsurance Companies	363,662	363,662	258,366
Due To Insurance Companies	803,953	803,953	-
	<u><u>1,167,615</u></u>	<u><u>1,167,615</u></u>	<u><u>258,366</u></u>

SOVEREIGN TRUST INSURANCE PLC

NOTES TO THE FINANCIAL STATEMENTS

	2024	2024	2023
	N'000	N'000	N'000
28. Other Payables And Accruals			
Lease Creditor	63,928	-	-
Deferred Lease Income	10,545	-	
Accrued Expenses	138,000	156,928	77,782
Unclaimed Dividends	47,112	47,112	47,107
Sundry Creditors	164,057	102,023	31,422
	<u>423,641</u>	<u>306,063</u>	<u>156,311</u>

The carrying amounts disclosed above approximate the fair value at the reporting date. All other payable are due

29. Equity

Shares Capital

14,228,139,483 ordinary shares at N0.50k each

At 1 January	<u>7,114,069</u>	<u>7,114,069</u>	<u>7,114,069</u>
At 31 Dec. 2024	<u>7,114,069</u>	<u>7,114,069</u>	<u>7,114,069</u>

SOVEREIGN TRUST INSURANCE PLC

NOTES TO THE FINANCIAL STATEMENTS FOR THE YEAR ENDED 31 DECEMBER 2024

	GROUP	COMPANY	
	2024 N'000	2024 N'000	2023 N'000
30. Share Premium			
At 1 January	33,814	33,814	33,814
At 31 Dec. 2024	<u>33,814</u>	<u>33,814</u>	<u>33,814</u>
31. Contingency Reserve			
At 1 January	4,748,122	4,748,122	4,168,435
Transfer From Retained Earning	1,262,790	1,262,790	579,689
At 31 Dec. 2024	<u>6,010,912</u>	<u>6,010,912</u>	<u>4,748,124</u>
Contingency Reserve In Respect Of Non-Life Business Is The Higher Of 20% Of Net Profit And 3% Of Total Premium As Specified In Section 21 (2) Of The Insurance Act 2003.			
32. Revaluation Reserve			
This Is Revaluation Surplus In Respect Of Building In Line With The Company'S Accounting Policy.			
	979,023	979,023	979,023
At 31 Dec. 2024	<u>979,023</u>	<u>979,023</u>	<u>979,023</u>
33. Insurance Finance Reserve			
At 31 Dec. 2024	(277,419)	(277,419)	(277,419)
Additions	-	-	-
	<u>(277,419)</u>	<u>(277,419)</u>	<u>(277,419)</u>
34. Credit Risk Reserves			
	30,485	-	-
	<u>30,485</u>	<u>-</u>	<u>-</u>
35. Statutory Reserve Fund			
	25,553	-	-
	<u>25,553</u>	<u>-</u>	<u>-</u>
36. Fair Value Reserve			
The Fair value reserve represents the net cumulative change in the fair value of equity instrument measured at fair value through other comprehensive income until the investment is derecognised or impaired.			
At 1 January	(34,691)	(34,691)	(34,691)
At 31 Dec. 2024	<u>(34,691)</u>	<u>(34,691)</u>	<u>(34,691)</u>
37. Retained Earnings			
At 1 January	1,034,741	1,011,623	317,340
Profit Or Loss For The Year	3,074,151	3,040,463	1,273,973
Dividend Paid	(426,844)	(426,844)	-
Transfer To Contingency Reserve	(1,262,790)	(1,262,790)	(579,689)
At 31 Dec. 2024	<u>2,419,257</u>	<u>2,362,452</u>	<u>1,011,624</u>
38. Non Controlling Interest			
Opening Balance	9,080	-	-
Profit for the Year	13,237	-	-
Non Controlling Interest	91,458	-	-
Cash and cash equivalents	<u>113,774</u>	<u>-</u>	<u>-</u>

SOVEREIGN TRUST INSURANCE PLC

REVENUE, PROFIT & LOSS ACCOUNT FOR THE PERIOD ENDED DECEMBER 30, 2024

PREMIUM INCOME :

	MOTOR BUSINESS	FIRE & PROPERTY	MARINE	AVIATION	GENERAL ACCIDENT	C.A.R & ENGINEERING	BOND	ENERGY BUSINESS	TOTAL DEC
DIRECT PREMIUM	6,595,758,993	12,825,175,187	2,235,451,592	448,446,280	2,542,486,123	995,320,268	2,051,293,776	14,399,054,912	42,092,987,132
REINSURANCE INWARD	-	-	-	-	-	-	-	-	-
GROSS PREMIUM WRITTEN	6,595,758,993	12,825,175,187	2,235,451,592	448,446,280	2,542,486,123	995,320,268	2,051,293,776	14,399,054,912	42,092,987,132
CHANGE IN UNEXPIRED RISK RESERVE	(1,846,546,671)	(430,543,961)	(458,443,052)	(14,679,748)	(214,881,852)	(222,718,330)	(799,698,400)	266,684,201	(3,720,827,812)
INTEREST ACCRETION ON INSURANCE CONTRACT	-	-	-	-	-	-	-	-	-
RECOVERY OF INSURANCE ACQUISITION CASH FLOWS	-	-	-	-	-	-	-	-	-
INSURANCE REVENUE	4,749,212,323	12,394,631,227	1,777,008,541	433,766,532	2,327,604,271	772,601,938	1,251,595,375	14,665,739,113	38,372,159,320
CLAIMS PAID	(960,046,268)	(1,231,758,422)	(281,755,489)	(419,321,755)	(755,995,389)	(112,600,554)	(10,000,000)	(482,179,718)	(4,253,657,594)
NET LIABILITIES FOR INCURRED CLAIMS	(444,678,238)	(750,164,156)	230,501,586	(163,155,938)	(191,162,803)	273,159,416	(338,951,614)	13,252,136	(1,371,199,612)
DEFERRED REINSURANCE ASSET- FIRE	(74,879,049)	(135,245,506)	(11,486,944)	(19,033,891)	(32,840,215)	(3,486,349)	(8,209,359)	(126,057,814)	(411,239,127)
GROSS CLAIM INCURRED	(1,479,603,555)	(2,117,168,084)	(62,740,846)	(601,511,585)	(979,998,407)	157,072,514	(357,160,973)	(594,985,397)	(6,036,096,332)
ACQUISITIONS									
COMMISSION PAID	(742,630,368)	(2,630,242,833)	(488,626,129)	(81,853,391)	(474,120,981)	(197,319,562)	(364,023,084)	(423,986,035)	(5,402,802,384)
UNDERWRITING EXPENSES	(1,715,334,108)	(4,666,497,089)	(878,710,099)	(19,973,900)	(219,688,120)	(115,551,445)	(445,181,867)	(1,875,658,548)	(9,936,595,175)
NET DEFERRED ACQUISITION COST	-	-	-	-	-	-	-	-	-
	(2,457,964,476)	(7,296,739,921)	(1,367,336,228)	(101,827,291)	(693,809,101)	(312,871,007)	(809,204,951)	(2,299,644,583)	(15,339,397,559)
TOTAL INSURANCE EXPENSES	(3,937,568,031)	(9,413,908,006)	(1,430,077,075)	(703,338,875)	(1,673,807,507)	(155,798,493)	(1,166,365,923)	(2,894,629,980)	(21,375,493,891)
NET EXPENSE FROM RE INSURANCE CONTRACT	-	600,924,806	(153,951,385)	(257,979,539)	300,552,198	(18,977,660)	117,031,925	(439,844,958)	147,755,387
INTEREST ACCRETION TO REINSURANCE CONTRACT	-	-	-	-	-	-	-	-	-
OUTWARD FACULTATIVE	-	(1,492,997,799)	(1,710,565)	-	(555,124,073)	(165,114,384)	-	(12,780,510,903)	(14,995,457,724)
TREATY	-	(2,073,268,104)	(1,112,661,662)	-	(1,600,043,008)	(672,802,854)	(326,771,178)	-	(5,785,546,806)
COMMISSION INCOME	-	575,310,255	440,383,483	-	560,015,053	235,480,999	106,200,633	903,111,166	2,820,501,589
ALLOCATION OF REINSURANCE PREMIUM PAID	-	(2,390,030,843)	(827,940,129)	(257,979,539)	(1,294,599,830)	(621,413,899)	(103,538,620)	(12,317,244,694)	(17,812,747,554)
NET OF LIABILITY FOR REMAINING COVERAGE (REINSURANCE)	-	909,693,002	268,890,827	-	474,549,517	757,524,395	105,043,537	1,278,211,408	3,793,912,686
INTEREST ACCRETION FOR ASSET RECOVERABLE FOR INCURRED CLAIM:	-	96,024,309	4,479,908	-	14,121,292	2,579,898	3,283,744	-	120,489,152
REINSURANCE CLAIMS RECOVERIES	-	874,603,009	108,476,772	-	321,458,699	83,313,675	4,000,000	-	1,391,852,156
REINSURANCE CLAIMS RECOVERABLE	-	49,667,040	10,434,403	-	202,036,419	9,373,923	80,458,400	-	351,970,186
	-	1,929,987,360	392,281,911	-	1,012,165,928	852,791,891	192,785,680	1,278,211,408	5,658,224,179
NET EXPENSES FROM REINSURANCE CONTRACT HELD	-	(460,043,482)	(435,658,218)	(257,979,539)	(282,433,902)	231,377,992	89,247,061	(11,039,033,286)	(12,154,523,375)
INSURANCE SERVICE RESULTS BEFORE NET FINANCE EXPENSES/ INCOME FROM INSURANCE AND REINSURANCE CONTRACT		28,847,976.81							
	811,644,292	377,596,123	(88,726,752)	(527,551,882)	371,362,861	848,181,438	174,476,512	732,075,847	4,842,142,055

SOVEREIGN TRUST INSURANCE PLC
CONSOLIDATION SCHEDULE
STATEMENT OF FINANCIAL POSITION AS AT 31 DECEMBER, 2024

	SOVEREIGN TRUST INSURANCE N'000	STI LEASING	ELIMINATION	CONSOLIDATION
ASSETS:				
Cash And Cash Equivalent	15,104,915,044	39,369,063		15,144,284,107
Investment In Financial Assets:				-
-Measure At Fair Value Through Profit Or Loss	1,415,303,123			1,415,303,123
-Measure At Fair Value Through Other Comprehensive Income	610,098,177			610,098,177
-Measure At Amortised Cost	3,006,242,889			3,006,242,889
Trade Receivables	1,842,947,929			1,842,947,929
Reinsurance Assets	6,531,198,975			6,531,198,975
Other Receivables & Prepayments	182,271,763	553,575,498		735,847,261
Investment Properties	1,346,819,594			1,346,819,594
Investment In Associate	232,771,834		(232,771,834)	-
Statutory Deposit	315,000,000			315,000,000
Right Of Use Asset	253,130,400			253,130,400
Property, Plant And Equipment	2,770,017,022	22,038,811		2,792,055,833
Intangible Assets	27,086,086.77			27,086,087
Total Assets	33,637,802,837	614,983,372	-	34,020,014,375
Liabilities				
Insurance Contract Liabilities	9,771,842,089			9,771,842,089
Borrowing	5,801,142,456	24,043,965		5,825,186,421
Bank Overdraft	-	-		-
Trade Payable	1,167,614,594			1,167,614,594
Other Payables & Accrual	306,062,611	117,578,754		423,641,365
Lease Liabilities	193,765,631			193,765,631
Deferred Tax Liabilities	159,846,700	13,971,575		173,818,275
Income Tax Liabilities	410,242,477			410,242,477
Total Liabilities	17,810,516,557	155,594,294	-	17,966,110,851
Equity				
Share Capital	7,114,069,742	324,230,331	(324,230,325)	7,114,069,748
Share Premium	33,814,496			33,814,496
Contingency Reserve	6,010,911,759			6,010,911,759
Fair Value Reserve	(34,691,274)			(34,691,274)
Revaluation Reserve	979,022,898			979,022,898
Insurance Finance Reserves	(277,419,271)			(277,419,271)
Credit Risk Reserve		30,484,952		30,484,952
Statutory Reserve Fund		25,552,495		25,552,495
Retained Earnings	2,362,451,930	79,121,300	(22,315,924)	2,419,257,306
Non Controlling Interest			113,774,415	113,774,415
Total Equity	16,188,160,280	459,389,078	(232,771,834)	16,414,777,524
Total Equity And Liabilities	33,998,676,837	614,983,372	(232,771,834)	34,380,888,375

SOVEREIGN TRUST INSURANCE PLC AND ITS SUBSIDIARY COMPANIES

CONSOLIDATION SCHEDULE

STATEMENT OF PROFIT AND LOSS AND OTHER COMPREHENSIVE INCOME FOR THE YEAR ENDED 31 DECEMBER 2024

SEGMENT INFORMATION

SEGMENT REPORTING -2024

GROUP	NON-LIFE	LEASING	TOTAL
	N'000	N'000	N'000
Revenue:			
Insurance Revenue	38,372,159,320		38,372,159,320
Insurance Service Expenses	(21,375,493,891)		(21,375,493,891)
Net Expenses from Reinsurance Contract	(12,154,523,375)		(12,154,523,375)
Insurance service result	4,842,142,055	-	4,842,142,055
Insurance claims			-
Acquisition costs		-	-
Other underwriting expenses			-
Income from non-insurance subsidiaries		310,431,255	310,431,255
Investment income	1,103,973,913	13,846,913	1,117,820,826
Realised gains/loss on FA at Amortized Cost			-
Net fair value (loss)/gain on financial assets at fair value through profit or loss	208,672,554		208,672,554
Net foreign exchange (loss)/gain	906,414,430	-	906,414,430
Other operating income			-
Net income	7,061,202,953	324,278,168	7,385,481,121
Employee benefit expense			-
Depreciation and amortization			-
Impairment loss			-
Other expenses	(3,618,667,865)	(272,982,344)	(3,891,650,209)
Net expenses	(3,618,667,865)	(272,982,344)	(3,891,650,209)
Reportable segment profit	3,442,535,088	51,295,824	3,493,830,912
Finance cost	(26,284,356)	(2,563,621)	(28,847,977)
Profit before income tax from reportable segments	3,416,250,732	48,732,203	3,464,982,935
Income tax	(375,787,581)	(1,808,542)	(377,596,123)
Profit after income tax	3,040,463,153	46,923,662	3,087,386,814
Profit attributable to:			
Owners of the parent	3,040,463,153	33,687,493	3,074,150,645
Non controlling interest		13,236,169	13,236,169